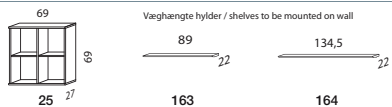
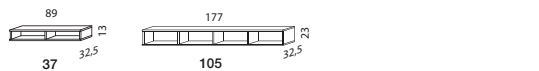
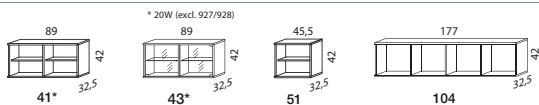
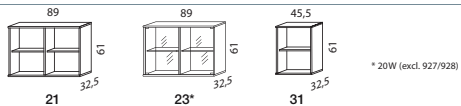
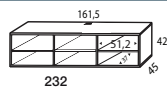
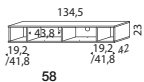
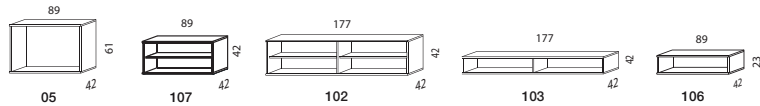

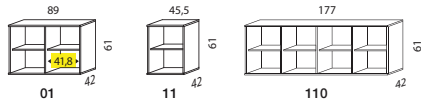


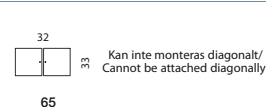
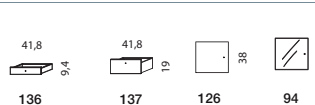
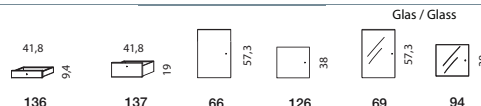
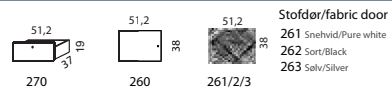
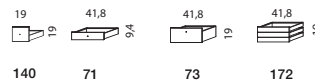
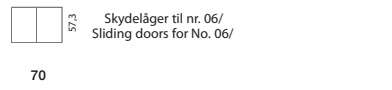
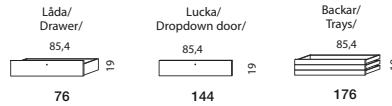
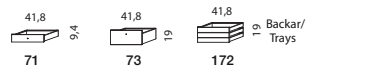
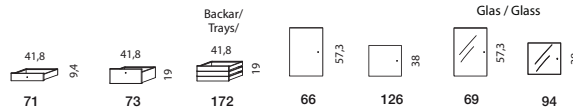
# MISTRAL

## Moduloversigt / Element overview

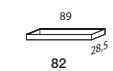
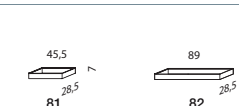
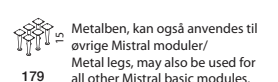
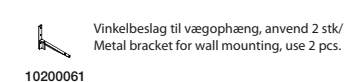
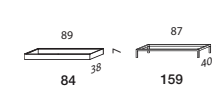
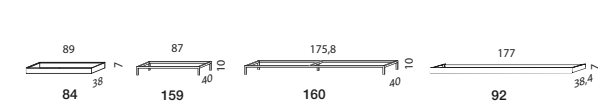
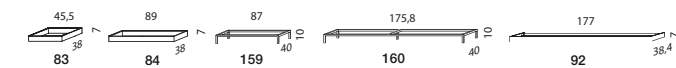
### STEP 1 VÆLG GRUNDMODUL



### STEP 2 VÆLG FRONTER



### STEP 3 VÆLG EVT. SOCKEL (OPHÆNGSLISTE MEDFØLGER)



# MISTRAL

## Moduloversigt / Element overview

## Tegneblok / Sketchpad

### STEP 4 VÆLG FARVE

#### Prisgruppe 1 Grundmoduler & fronter

- Hvid (3152)  
White  
Weiß
- Snehvid (3981)  
Pure white
- Antracit (3982)  
Dark anthracite grey

#### Prisgruppe 2 Grundmoduler & fronter

- Lys bøg (light - 3131)  
Light (light beech)
- Lakeret eg (3110)  
Lacquered oak
- Sæbebehandlet et (3111)  
Soap oak
- Sæbebehandlet bøg (3141)  
Soap treated light
- Sort bejdet ask (3175)  
Black stained ash

#### Prisgruppe 3 Grundmoduler & fronter

- Aubergine (3987)  
Aubergine
- Lys grå (3987)  
Light grey
- Lys grøn (3990)  
Light green
- Sand (3988)  
Sand
- Blå (3986)  
Dusty blue
- Lilla (3984)  
Dark lilac
- Rød (3980)  
Red
- Orange (3983)  
Warm orange
- Grafit (3995)  
Graphite



Nedenfor ser du eksempel på hvor mange firkanter hvert modul fylder / Below please see how to draw the different items:

